


For new constructions:  
**Series "E2/1000"**  
2600/2700 ▶ page 5.96

# Series 26 · 27i · 27 E2 medium



igus® E-ChainSystems®

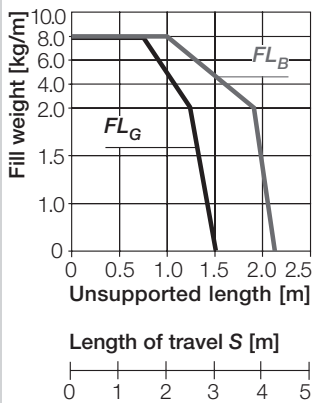


- ① Large pins for long service life
- ② Double stop dog for long unsupported length
- ③ Space-saving ratio of inner-to-outer dimensions
- ④ Lateral glide surfaces for side-mounted operation
- ⑤ Cable-friendly, smooth interior
- ⑥ Series 27i snap-open along inner radius can be combined with Series 27 snap-open along outer radius, accessible from the top
- ⑦ Modular interior separation
- ⑧ Integrated strain relief possible
- ⑨ Side wear pads



Phone +49- (0) 22 03-96 49-800  
Fax +49- (0) 22 03-96 49-222

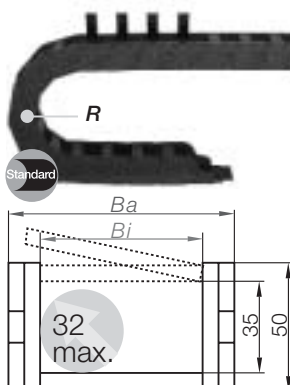
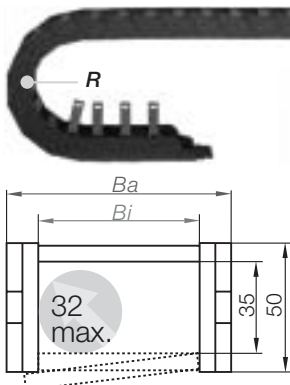
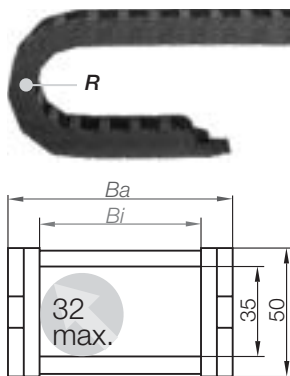
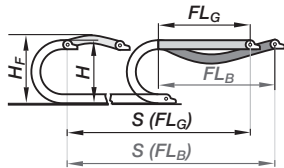
igus® GmbH  
51147 Cologne



Unsupported length

$FL_G$  = with straight upper run

$FL_B$  = with permitted sag



## Series 26 - non snap-open

Part No.	$B_i$ [mm]	$B_a$ [mm]	$R$ [mm] Bending Radii
26.05.□.0	50	66	063 075 100
26.07.□.0	75	91	125 150 175
26.10.□.0	100	116	200 250
26.12.□.0	125	141	Radii for all widths!
26.15.□.0	150	166	
26.17.□.0	175	194	
26.20.□.0	200	219	

Supplement Part No. with required radius. Example: 26.10. 100.0

Bending radii listed above can be combined with every chain width!

## Series 27i - snap-open along inner radius

Part No.	$B_i$ [mm]	$B_a$ [mm]	$R$ [mm] Bending Radii
27i.05.□.0	50	66	063 075 100
27i.07.□.0	75	91	125 150 175
27i.10.□.0	100	116	200 250
27i.12.□.0	125	141	Radii for all widths!
27i.15.□.0	150	166	
27i.17.□.0	175	194	
27i.20.□.0	200	219	

Supplement Part No. with required radius. Example: 27i.10. 100.0

Bending radii listed above can be combined with every chain width!

## Series 27 - snap-open along outer radius

Part No.	$B_i$ [mm]	$B_a$ [mm]	$R$ [mm] Bending Radii
27.05.□.0	50	66	063 075 100
27.07.□.0	75	91	125 150 175
27.10.□.0	100	116	200 250
27.12.□.0	125	141	Radii for all widths!
27.15.□.0	150	166	
27.17.□.0	175	194	
27.20.□.0	200	219	

Supplement Part No. with required radius. Example: 27.10. 100.0

Bending radii listed above can be combined with every chain width!

### Part No. structure

27. 10. 100.0

Color  
black

Bending radius

Width

Series

Order example 3,0 m complete E-Chain®  
(Indicate chain-lengths or number of links)

3,0 m (54 links) **Series 27.10.100.0**

+ 2 separators **261** assembled each 2<sup>nd</sup> link

+ 1 set mounting brackets + tie-wrap plates **2610.34PZB**

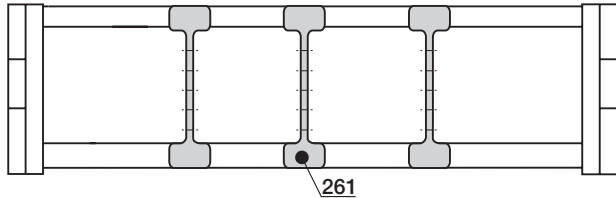
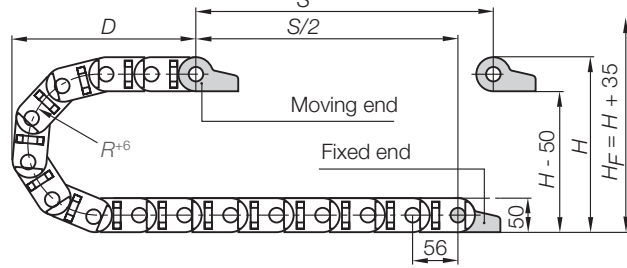
# Series 26 · 27i · 27 E2 medium

Pitch = 56 mm    Links per m = 18    Chain length =  $S/2 + K$

R	063	075	100	125	150	175	200	250
H+4	180	200	250	300	350	400	450	550
D	140	150	175	200	225	250	275	325
K	335	375	475	550	650	750	825	925

The required clearance height is  $H_F = H + 35$  mm (with 2,0 kg/m fill weight). Please consult igus® if space is particularly restricted.

## Installation Dimensions



### Vertical Separator

unassembled	260
assembled	261

## Interior Separation

(the complete range ▶ 5.96)

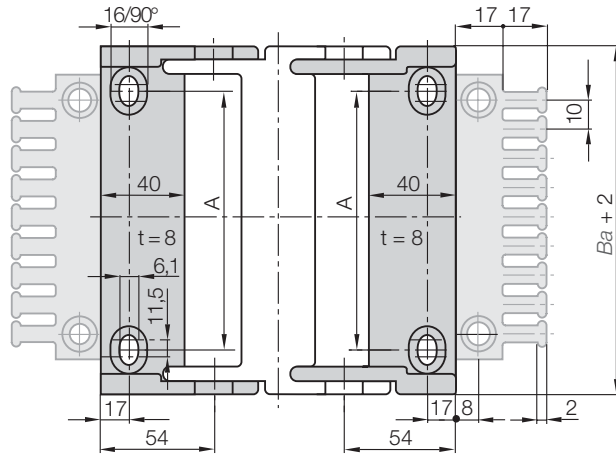


### 26...3PZ(B)

Moving end

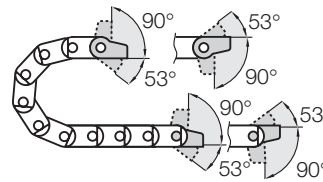
### 26...4PZ(B)

Fixed end



### Moving end (with bore)


26...3PZ(B)



26...4PZ(B)

Fixed end (with pin)

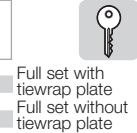
## Mounting Brackets



Polymer pivoting, with or without strain relief tiewrap plates

### Part No. structure

2605.34PZ B



### Full set, for both ends:

2605. 34 PZB (+ tiewrap plates)

### Single-part order:

2605. 3 PZB (+ tiewrap plates)

Mounting bracket with bore

2605. 4 PZB (+ tiewrap plates)

Mounting bracket with pin

For E-Chain®	Part No. full set with tiewrap plate	Part No. with tiewrap plate + 10 cable tiewraps	Part No. full set without tiewrap plate	Dimension A [mm]
26/27/27i.05. ▶	2605.34PZB	2605.34PZBK1	2605.34PZ	30
26/27/27i.07. ▶	2607.34PZB	2607.34PZBK1	2607.34PZ	55
26/27/27i.10. ▶	2610.34PZB	2610.34PZBK1	2610.34PZ	80
26/27/27i.12. ▶	2612.34PZB	2612.34PZBK1	2612.34PZ	105
26/27/27i.15. ▶	2615.34PZB	2615.34PZBK1	2615.34PZ	130
26/27/27i.17. ▶	2617.34PZB	2617.34PZBK1	2617.34PZ	155

Tiewrap plates are possible at the moving end and/or the fixed end!



Interior separation with full-width shelves and shelves possible



Polymer mounting bracket, locking



KMA mounting bracket available with C-profile

## Additional Features

For more features ▶ see link below



E2 medium classic  
Inner height: 35 mm

Phone +49- (0) 22 03-96 49-800  
Fax +49- (0) 22 03-96 49-222



▶ chapter 10



▶ chapter 9